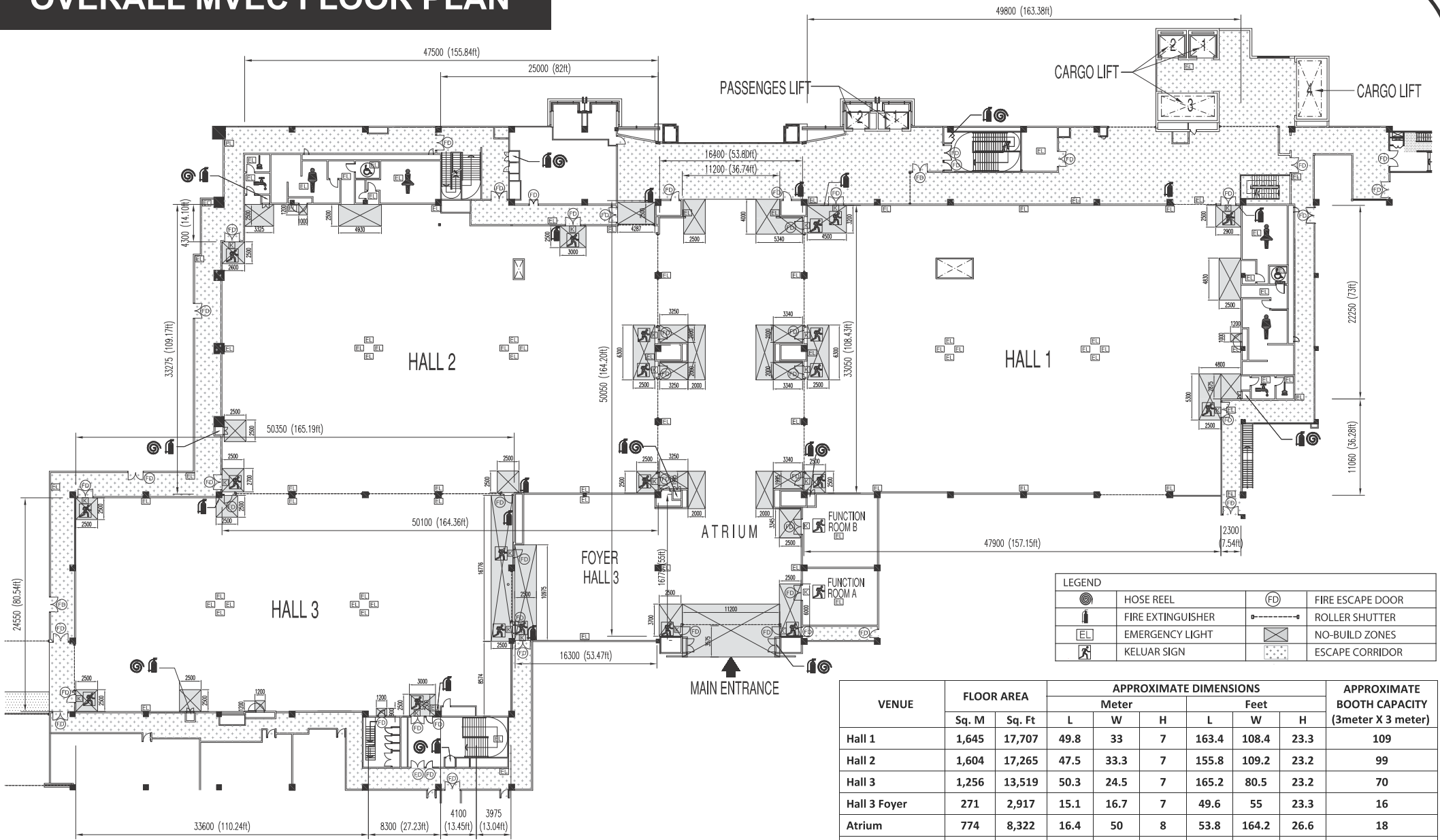


OVERALL MVEC FLOOR PLAN



LEGEND			
	HOSE REEL		FIRE ESCAPE DOOR
	FIRE EXTINGUISHER		ROLLER SHUTTER
	EMERGENCY LIGHT		NO-BUILD ZONES
	KELUAR SIGN		ESCAPE CORRIDOR

VENUE	FLOOR AREA		APPROXIMATE DIMENSIONS						APPROXIMATE BOOTH CAPACITY (3meter X 3 meter)
			Meter			Feet			
	Sq. M	Sq. Ft	L	W	H	L	W	H	
Hall 1	1,645	17,707	49.8	33	7	163.4	108.4	23.3	109
Hall 2	1,604	17,265	47.5	33.3	7	155.8	109.2	23.2	99
Hall 3	1,256	13,519	50.3	24.5	7	165.2	80.5	23.2	70
Hall 3 Foyer	271	2,917	15.1	16.7	7	49.6	55	23.3	16
Atrium	774	8,322	16.4	50	8	53.8	164.2	26.6	18
Function Room A	58	624	6.5	8	3.4	21.5	27.3	11.3	-
Function Room B	72	775	8.3	9	3.4	27.5	27.3	11.3	-



MVEC Exhibition And Event Services Sdn Bhd

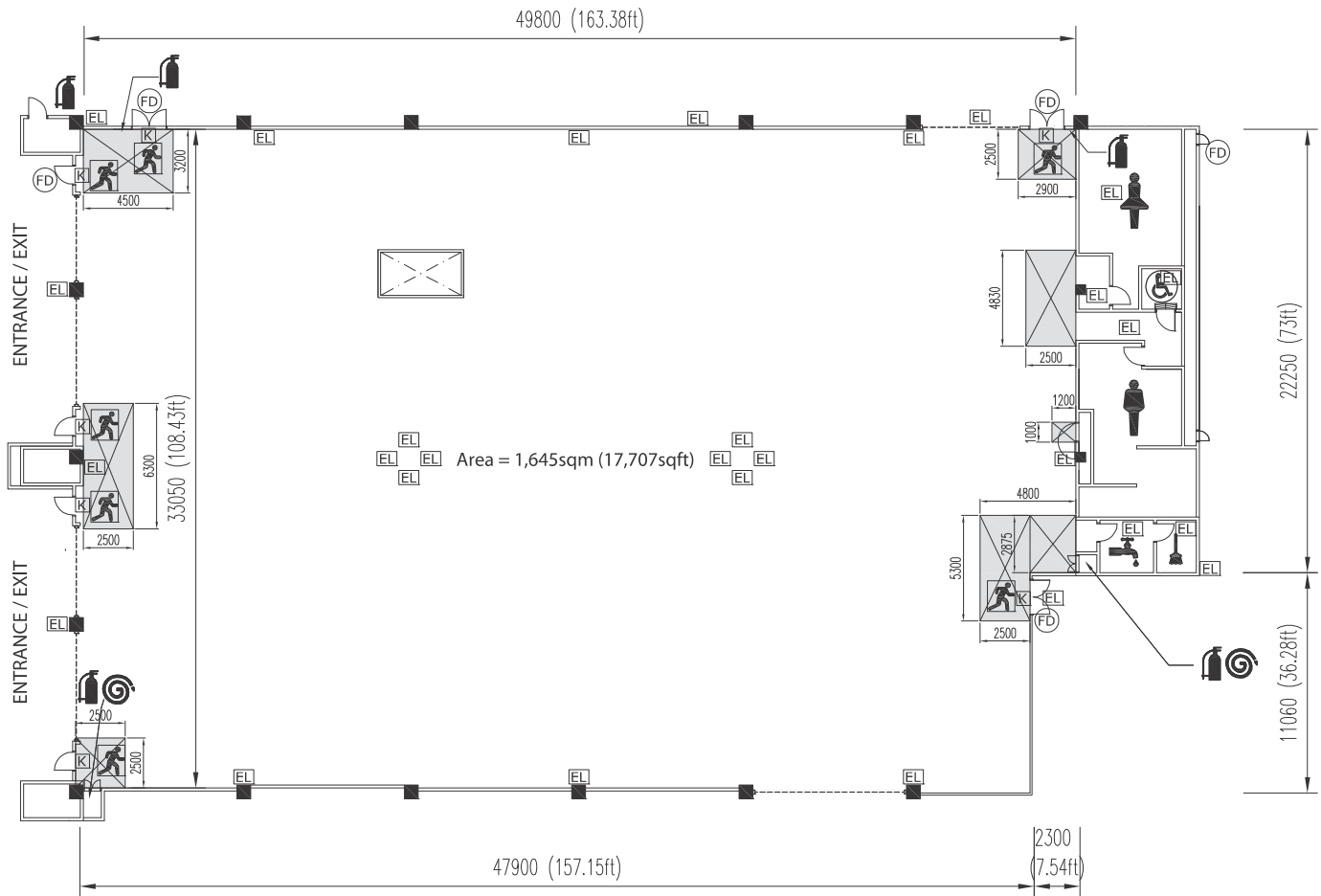
(formerly known as IGB Property Holdings Sdn Bhd)

Level 31, The Gardens South Tower, Mid Valley City, Lingkaran Syed Putra, 59200 Kuala Lumpur Malaysia.

Tel: 603 - 2289 8688 Fax: 603 - 2287 7040 Website: www.midvalleycity.com

(Company No. 144212-P)

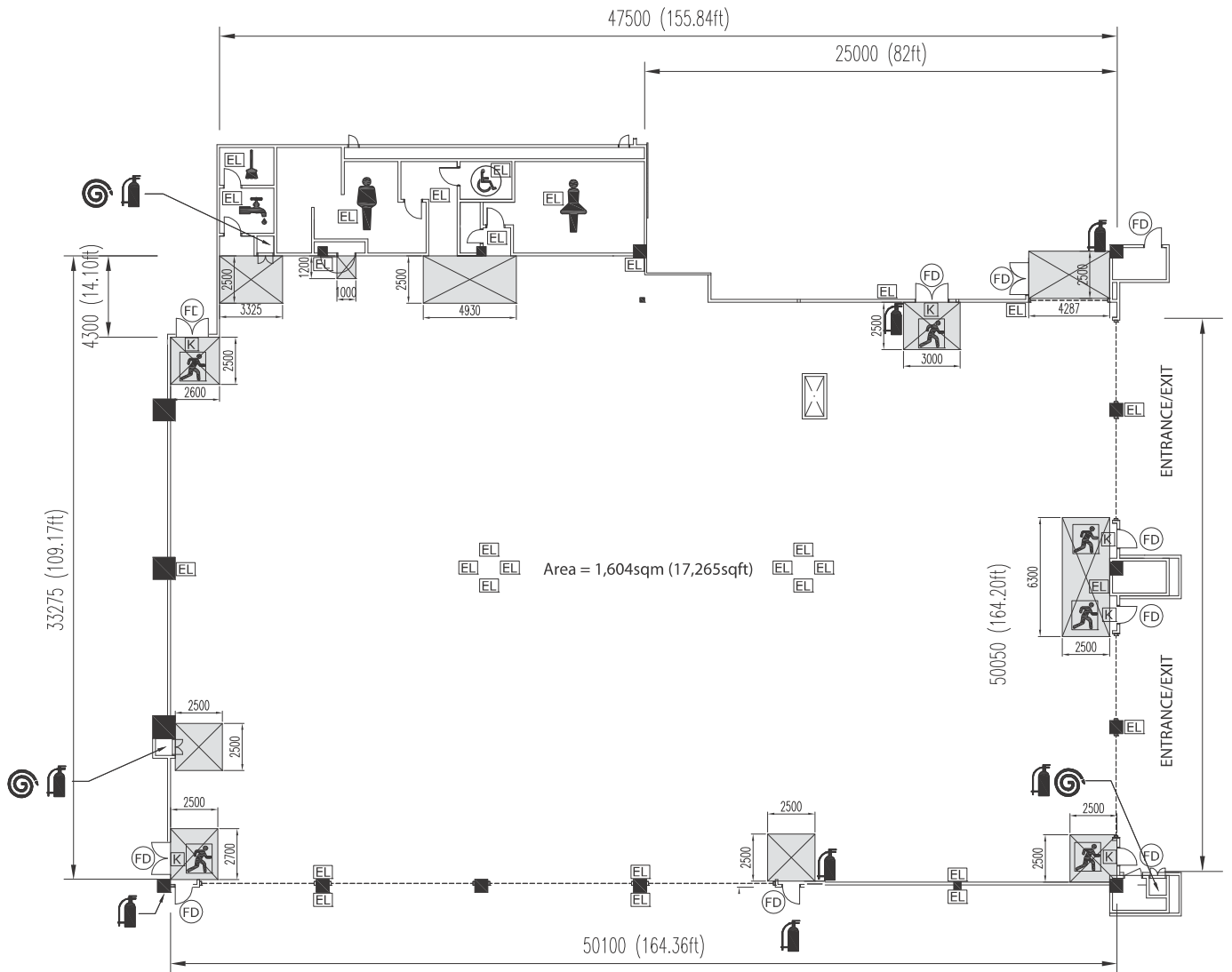
HALL 1 FLOOR PLAN



LEGEND			
	HOSE REEL		FIRE ESCAPE DOOR
	FIRE EXTINGUISHER		ROLLER SHUTTER
	EMERGENCY LIGHT		NO-BUILD ZONES
	KELUAR SIGN		

VENUE	FLOOR AREA		APPROXIMATE DIMENSIONS						APPROXIMATE BOOTH CAPACITY (3meter X 3 meter)
			Meter			Feet			
	Sq. M	Sq. Ft	L	W	H	L	W	H	
Hall 1	1,645	17,707	49.8	33	7	163.4	108.4	23.3	109

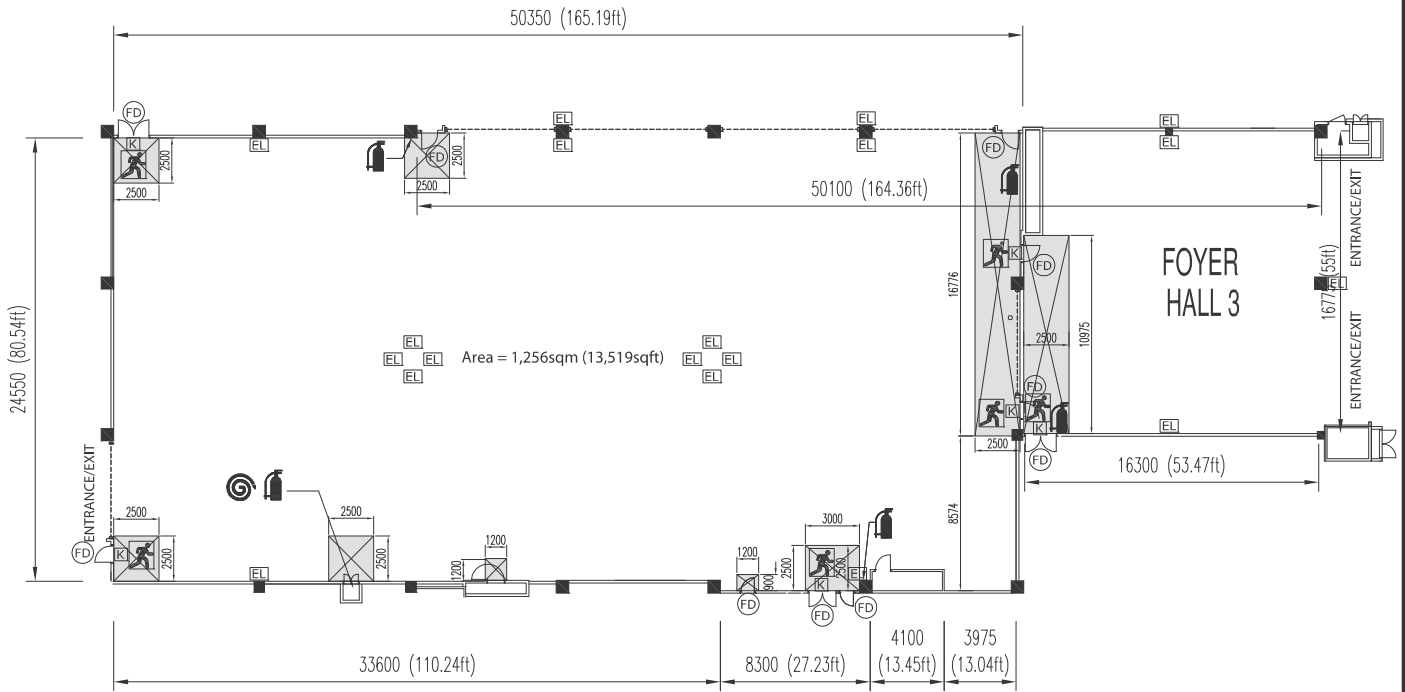
HALL 2 FLOOR PLAN



LEGEND			
	HOSE REEL		FIRE ESCAPE DOOR
	FIRE EXTINGUISHER		ROLLER SHUTTER
	EMERGENCY LIGHT		NO-BUILD ZONES
	KELUAR SIGN		

VENUE	FLOOR AREA		APPROXIMATE DIMENSIONS						APPROXIMATE BOOTH CAPACITY (3meter X 3 meter)
			Meter			Feet			
	Sq. M	Sq. Ft	L	W	H	L	W	H	
Hall 2	1,604	17,265	47.5	33.3	7	155.8	109.2	23.2	99

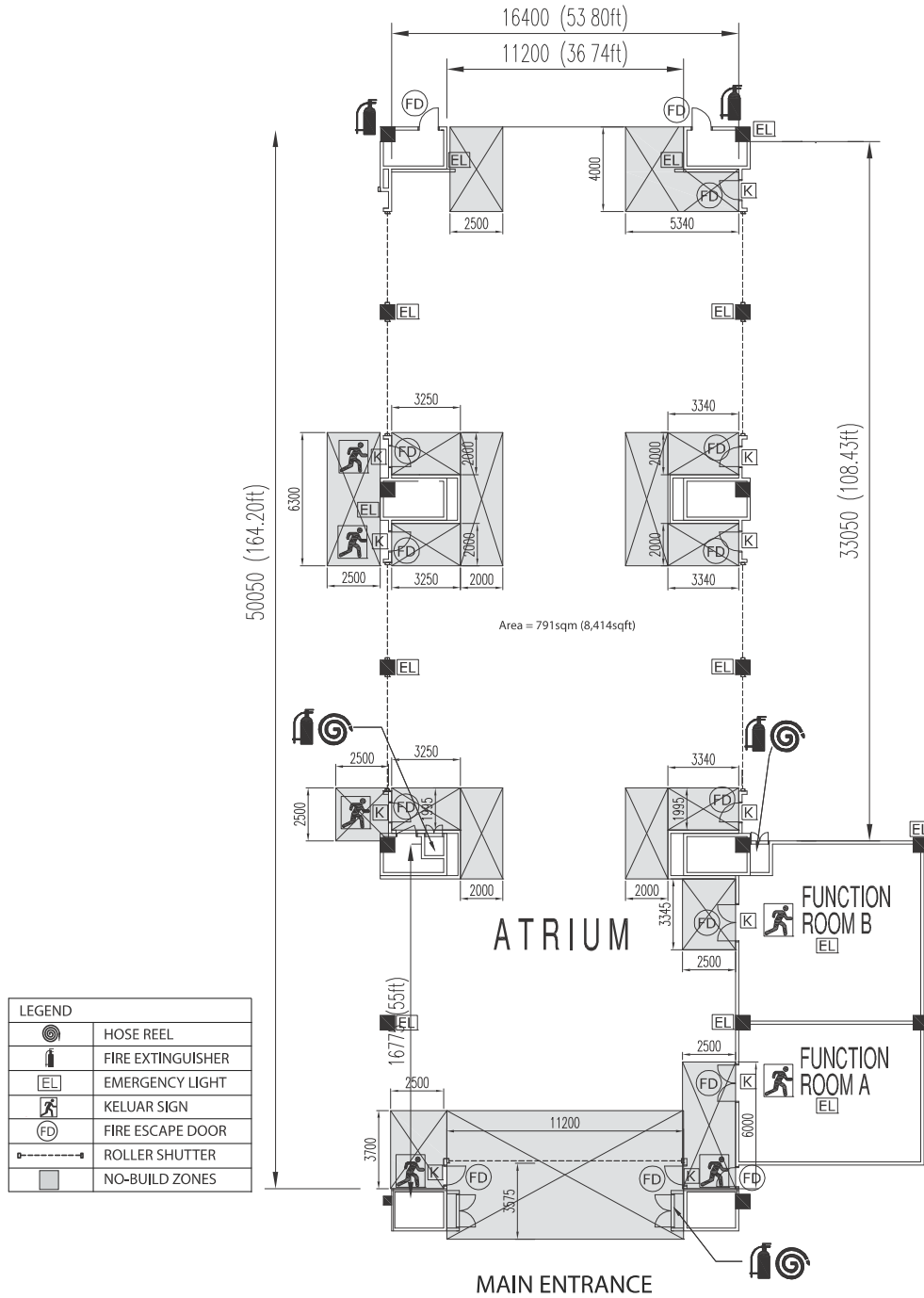
HALL 3 FLOOR PLAN



LEGEND			
	HOSE REEL		FIRE ESCAPE DOOR
	FIRE EXTINGUISHER		ROLLER SHUTTER
	EMERGENCY LIGHT		NO-BUILD ZONES
	KELUAR SIGN		

VENUE	FLOOR AREA		APPROXIMATE DIMENSIONS						APPROXIMATE BOOTH CAPACITY (3meter X 3 meter)
			Meter			Feet			
	Sq. M	Sq. Ft	L	W	H	L	W	H	
Hall 3	1,256	13,519	50.3	24.5	7	165.2	80.5	23.2	70
Hall 3 Foyer	271	2,917	15.1	16.7	7	49.6	55	23.3	16

TRIUM, FUNCTION ROOM A & B



VENUE	FLOOR AREA		APPROXIMATE DIMENSIONS						APPROXIMATE BOOTH CAPACITY (3meter X 3 meter)
			Meter			Feet			
	Sq. M	Sq. Ft	L	W	H	L	W	H	
Atrium	774	8,322	16.4	50	8	53.8	164.2	26.6	18
Function Room A	58	624	6.5	8	3.4	21.5	27.3	11.3	-
Function Room B	72	775	8.3	9	3.4	27.5	27.3	11.3	-